

LS-14

Multistage Centrifugal Turbo Blower



MODEL LS-14

Standard Specifications

Gas	Air, CO ₂ , Biogas, Steam, H ₂ S, Fuel Gas, N ₂ , LNG, Custom
Flow Range	100% to 45% of Rated Flow*
Pressure Range	24 PSIG / 1650 mbar Delta
Maximum Case Pressure	45 PSIG / 3.1 bar
Stages	1 to 7 (8 at 50Hz)
Drive Type	Direct Coupled, Belt Drive
Power Driver Options	Electric 2-Pole Motor, Steam Turbine, Combustion Engine
Cooling	Self Cooled Air, Optional Integral Fan
Lubrication Options	Splash Lubricated Oil, or Mist Connections
Bearings	Anti-friction type AFBMA L10 up to 300,000 hrs
Enclosure	Optional
Sound Level	< 85 dba*
Sound Level with Enclosure	Job Specific
Filtration Rating (std)	98% at 10 micron, or as required
Seals Air	Labyrinth Type
Seals Gas	Carbon Ring with Purge, Custom Available
Shaft End Dimension	3.346 in (85 mm) diameter at coupling
Inlet / Outlet Flange Size	14" / 12" ASA 125# / ANSI 150# Drilling, Optional DIN 350/300 Adapter Flange

Control Options

Control Methods	Variable inlet valve, speed control, blow off, or combination
Local Controller	sLOC™ Standard - Custom for Allen Bradley, Modicon, Siemens or Other
HMI	sLOC™ Standard or Custom HMI
Remote Monitoring	sLINK™ or Custom
Control Set Points	Pressure, Flow, Power, Custom Input

Standard Materials of Construction



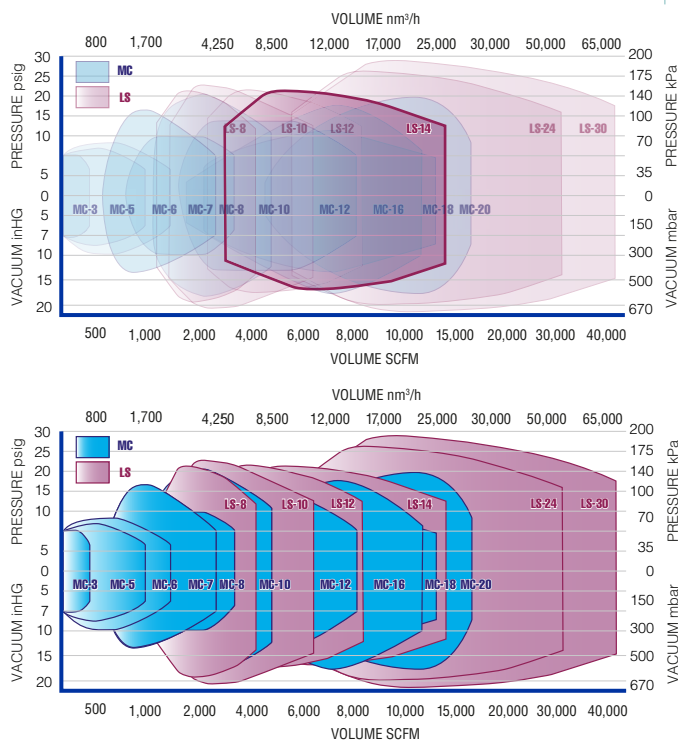
Casing, Volute	ASTM A48 Class 25/30 Cast Iron, Ductile
Bearing Housings	ASTM A48 Class 25/30 Cast Iron, Ductile
Impeller	ASTM A365 T6 Cast Aluminum, ASTM AA-6061 Fabricated, Stainless
Shaft	ASTM A109 1045~, Stainless Steel
Seals Air	ASTM B86 Z25631 Zinc Alloy, Aluminum
Seals Gas	ASTM C695 Molded Graphite
Joint Sealing of Casings	RTV Silicon or O-Ring
Blower Base Skid	ASTM A36 Structural Steel
Isolation Pads	Neoprene Rubber
Finish	2 Part Epoxy Lone Star Blue RAL5005

Optional Testing & Certifications

Technology	API 617, API 672 Features
Electrical	UL 508A, CE, CSA, Other
Hazardous Location	ATEX, Class1 - Division 1- Division 2, Zone 0-2
Balancing	ISO 1940, G2.5 grade
Noise Level	OSHA 1910.95, ISO 2151:2004
Performance	ASME PTC-10, PTC-13, ISO 5389
Hydro Testing	1.5 Time MAWP
Overspeed Testing	Optional
Positive Material ID	XRF, OES, Material Certification
NACE Compliance	Optional
Special Coatings	Optional

Service

Air, Gas, Pressure, Vacuum



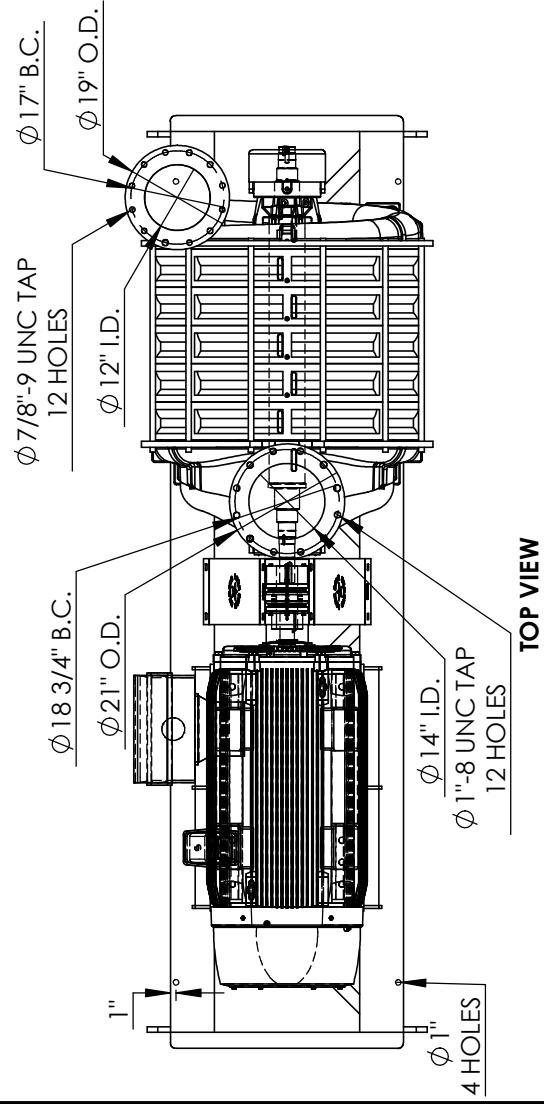
* Information is approximate and can change without notice
* Air Performance Based on 1 Atm, 68F/20C, 36% RH and 3550 rpm

PACKAGED DIMENSIONS

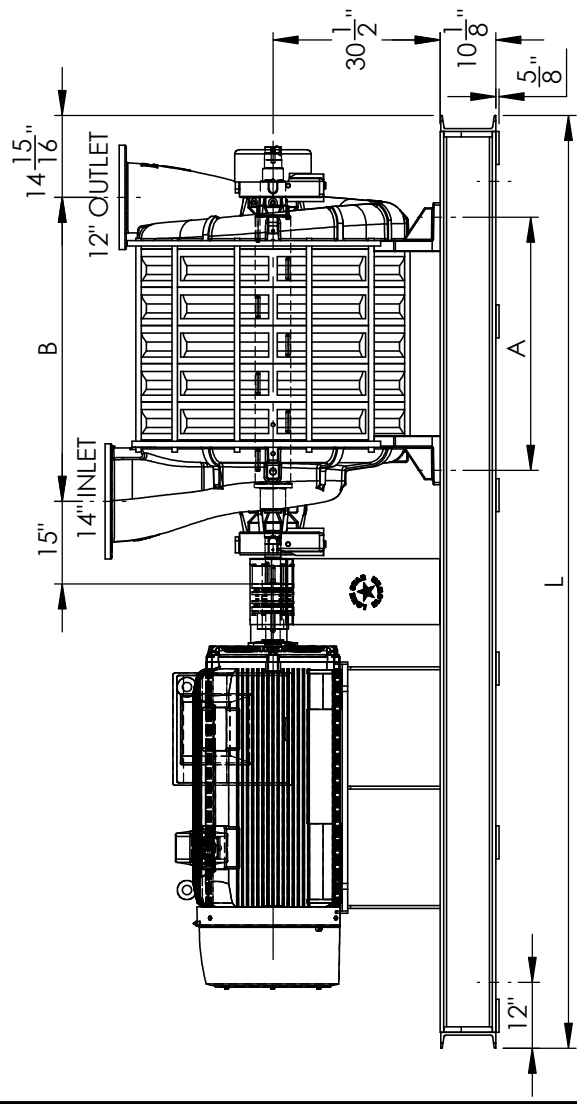
MODEL	A*	B*	L†
LS14-2	18.23 (463)	27.52 (699)	120 (3048)
LS14-3	25.20 (640)	34.49 (876)	130 (3302)
LS14-4	32.17 (817)	41.46 (1053)	130 (3302)
LS14-5	39.14 (994)	48.43 (1230)	140 (3556)
LS14-6	46.11 (1171)	55.40 (1407)	150 (3810)
LS14-7	53.08 (1348)	62.37 (1584)	160 (4064)
LS14-8	60.05 (1525)	69.34 (1761)	170 (4318)

*DIMENSIONS ARE SHOWN IN INCHES (AND MILLIMETERS) ARE APPROXIMATE. DO NOT USE FOR CONSTRUCTION PURPOSES.

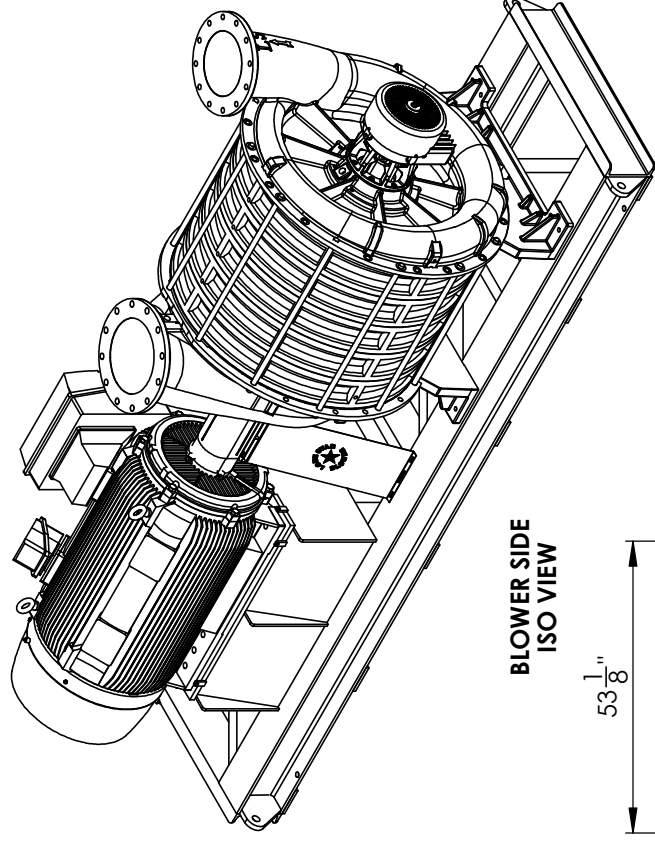
†DIMENSIONS VARY DEPENDING ON COUPLING & MOTOR FRAME SIZE.



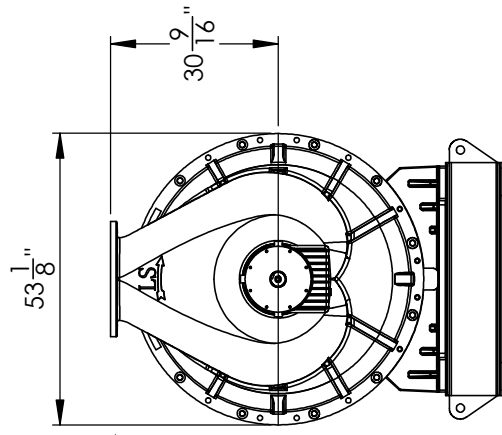
TOP VIEW



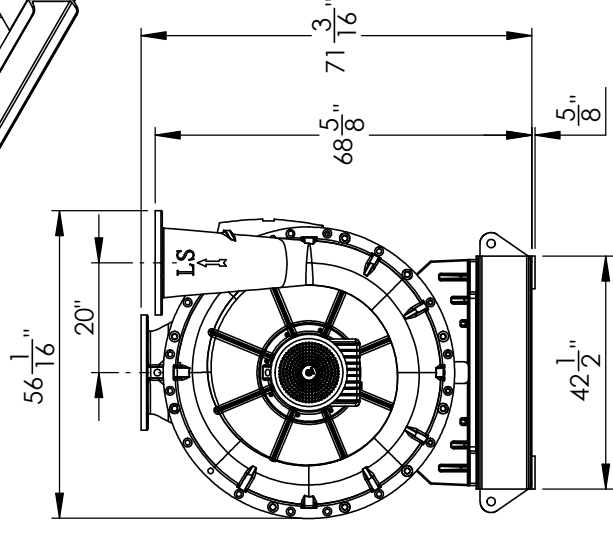
SIDE VIEW



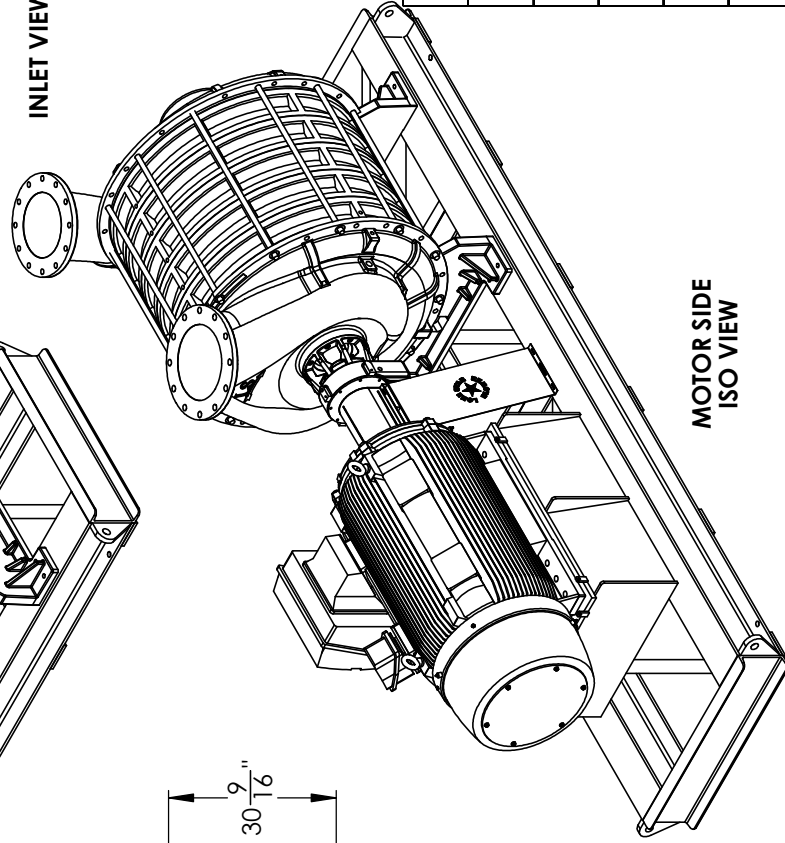
BLOWER SIDE ISO VIEW



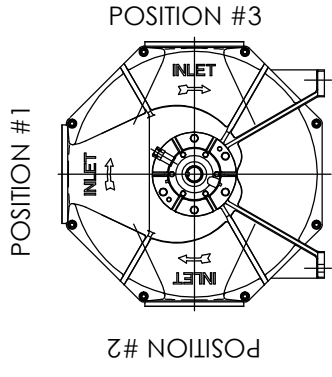
INLET VIEW



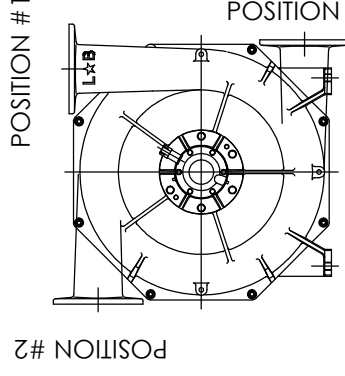
OUTLET VIEW



MOTOR SIDE ISO VIEW



INLET VIEW



OUTLET VIEW

INLET & OUTLET ORIENTATION OPTIONS
THE ORIENTATION OF THE INLET AND OUTLET IS SELECTABLE FROM ANY OF THE THREE DIFFERENT POSITIONS, AS VIEWED WHEN FACING THE EXTERIOR OF THE PARTS.

INERTIA BASED ON CAST IMPELLERS.
APPROXIMATE WEIGHT FOR BLOWER ONLY.
REFER TO JOB SPECIFIC GA DRAWING FOR PACKAGE WEIGHT.

MODEL	WEIGHT		Wk ²	
	LB	Kg	LB-ft ²	Kg-m ²
LS14-2	3852	1747	43	1.82
LS14-3	4849	2199	60	2.53
LS14-4	5846	2652	79	3.33
LS14-5	6844	3104	98	4.14
LS14-6	7841	3557	117	4.95
LS14-7	8838	4009	141	5.97
LS14-8	9835	4461	161	6.80

INTERPRET ALL GEOMETRIC DIMENSIONING AND TOLERANCING TO ASME Y14.5

ALL DIMENSIONS ARE IN INCHES UNLESS OTHERWISE SPECIFIED

STANDARD TOLERANCES
X ±.015
.XX ±.010
.XXX ±.005
X/X ±1/16
ANGLES ±1°

REMOVE BURRS AND BREAK ALL SHARP EDGES $\frac{125}{\Delta}$
MACHINED SURFACES

DRAWING IS FOR REFERENCE ONLY UNLESS SPECIFIED AS APPROVED

THE INFORMATION CONTAINED IN THIS DRAWING IS THE SOLE PROPERTY OF LONE STAR BLOWER. ANY REPRODUCTION IN PART OR AS A WHOLE WITHOUT THE WRITTEN PERMISSION OF LONE STAR BLOWER IS PROHIBITED.

DRAWN BY DATE 19-APR-22
JM
CHECKED BY DATE 19-APR-22
PH
APPROVED BY DATE 19-APR-22
MK

THIRD ANGLE PROJECTION



LONE STAR BLOWER
HOUSTON, TX

CUTSHEET, LS14,
MULTISTAGE TURBO

SIZE **B** DWG. NO. 1008002570 REV 0

SCALE: 1:50 DO NOT SCALE SHEET 1 OF 1