

# MAX100

Gearless High Speed Turbo Blower



## MODEL MAX100-C100

### Standard Specifications

Flow Range	100% to 45% of Rated Flow*
Maximum Case Pressure	35 PSIG / 2.4 bar
VFD (integral)	Vacon, KEB, Yaskawa
Stages	Single Stage
Power Driver Options	Integral Permanent Magnet Electric Motor
Cooling	Self Cooled Air Cooled
Bearings	NSTB+ Air Foil
Enclosure	Standard
Sound Level	75 dB @ 3 feet free field
Filtration Rating (std)	99% at 2 micron, or as required

### Control Options

Control Methods	Speed Control, Blow Off Control, Pressure, Flow
Local Controller	sLOC™ Standard - Custom for Allen Bradley, Modicon, Siemens or Other
HMI	sLOC™ Standard or Custom HMI
Remote Monitoring	sLINK™ or Custom
Control Set Points	Pressure, Flow, Power, Custom Input

### Standard Materials of Construction


Casing	A356 Cast Aluminum
Volute	A356 Cast Aluminum
Bearings	Inconel with Teflon, Nano Silver Coatings
Impeller	5 Axis Machined anodized 7075 Aluminum
Shaft	Titanium alloy with Sm2CO17 Magnets
Blower Base Skid	ASTM A36 Structural Steel
Isolation Pads	Adjustable Feet with Mounting Anchor
Finish	Powder Coated Cabinet

### Optional Testing & Certifications

Electrical	UL 508A, UL 1450, CSA, CE, IEE519
Hazardous Location	Not Classified
Balancing	ISO 1940 - G2.5, ~4W/N API
Noise Level	OSHA 1910.95, ISO 2151:2004
Performance Testing	ASME PTC-10, PTC-13, ISO 5389

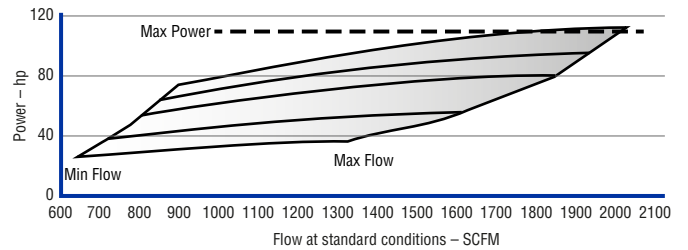
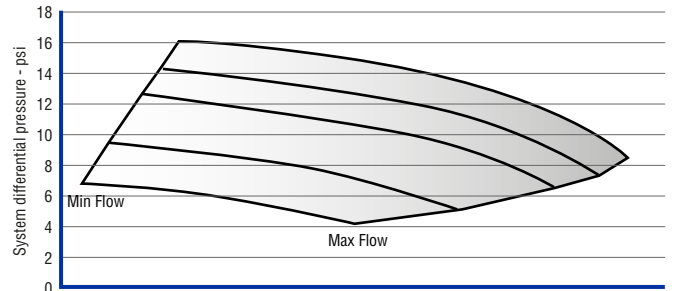
### Standard Options

- High and Low Ambient Temperature
- Separated Electrical and Mechanical Enclosure
- Flanged Intake
- Outdoor Enclosure
- Dual and Duplex Options
- Harmonic Filter



### Service

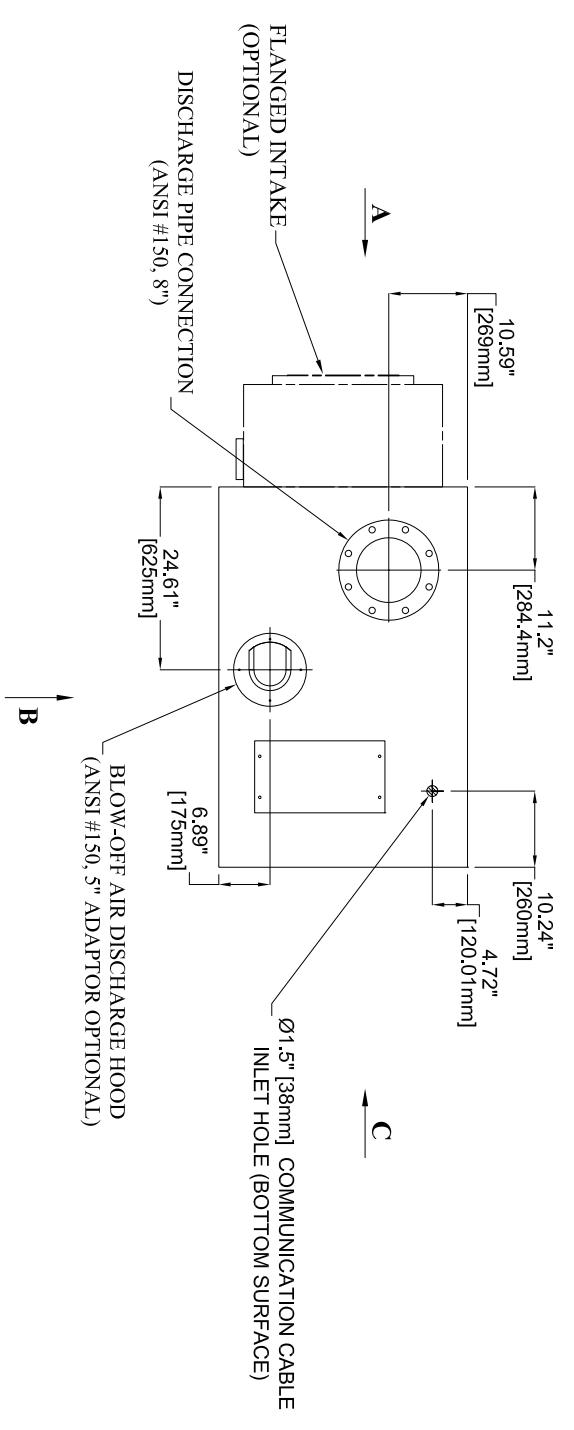
Air and Pressure



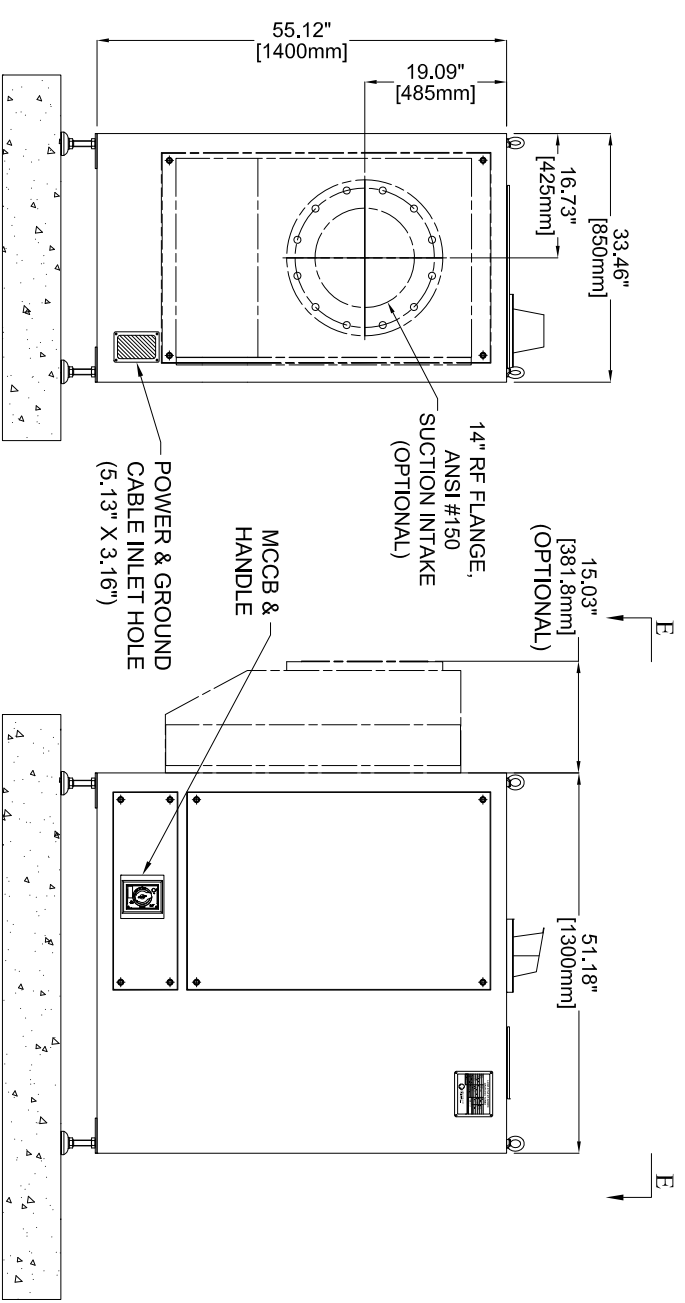
\* Information is approximate and can change without notice  
 \* Performance Based on 1 Atm, 68F/20C, 36% RH and 3550 rpm

REVISION HISTORY			
REV	DESCRIPTION	DATE	APPROVED

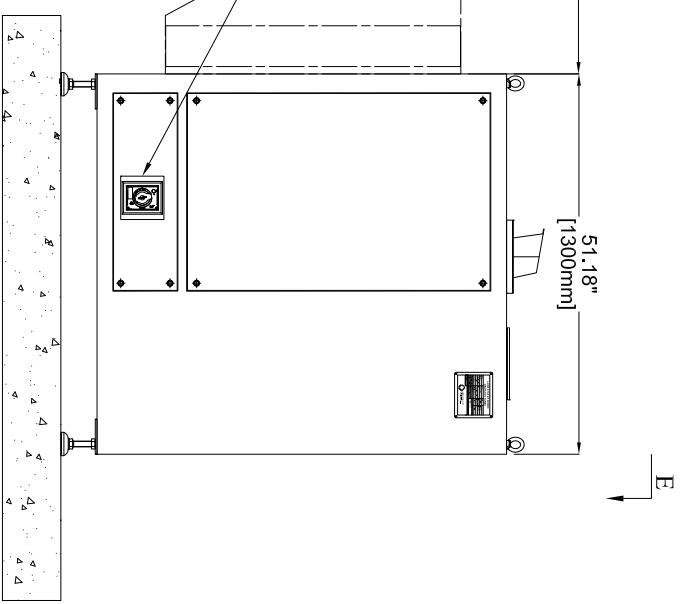
**VIEW "E-E"**  
(LOOKING DOWNWARD)



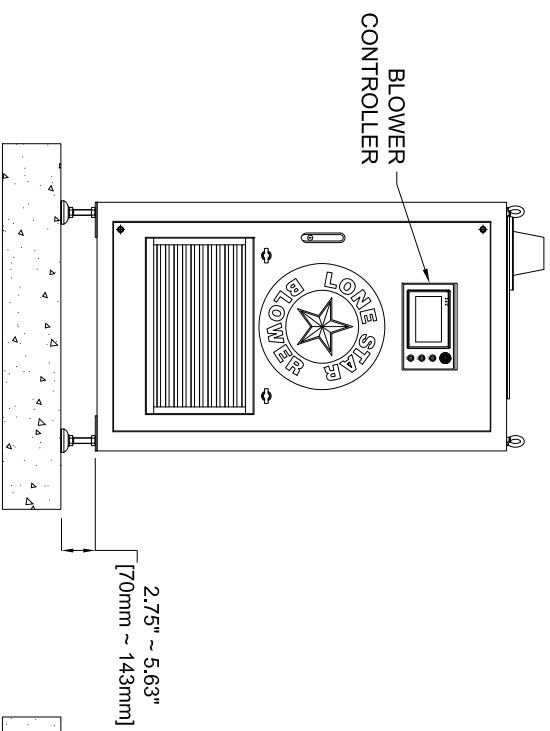
**VIEW "A"**  
(REAR SIDE)



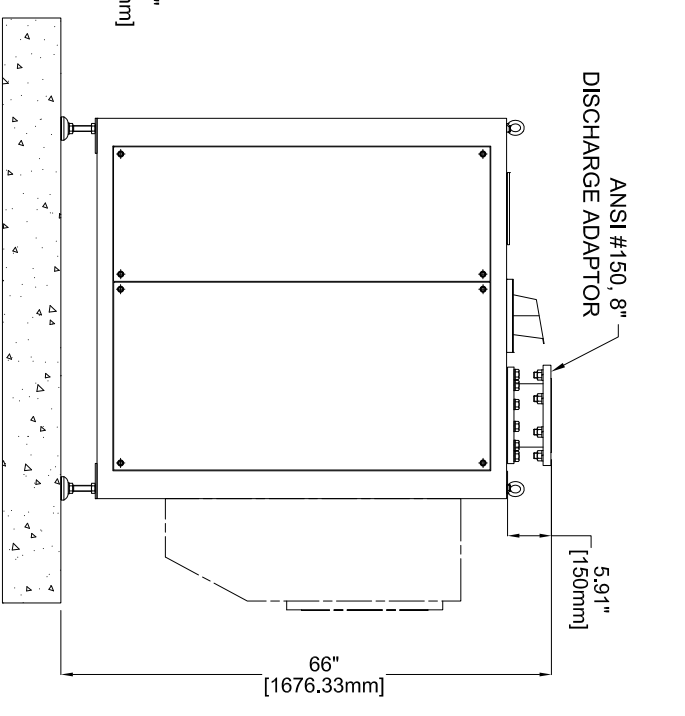
**VIEW "B"**  
(LEFT SIDE)



**VIEW "C"**  
(FRONT SIDE)



**VIEW "D"**  
(RIGHT SIDE)



ALL DIMENSIONS ARE SUBJECT TO CHANGE WITHOUT NOTICE.  
PLEASE CONSULT WITH LONE STAR PRIOR TO DESIGNING AROUND PARTICULAR EQUIPMENT.

MODELS	WEIGHT
MAX100-C060 / C080 / C100 LOUVER	1,389 LBS (630 KG)
MAX100-C060 / C080 / C100 FLANGED INTAKE	1,489 LBS (675 KG)

UNLESS OTHERWISE SPECIFIED  
DO NOT SCALE

LONE STAR BLOWER PROPRIETARY RIGHTS ARE INCLUDED HEREIN. THIS INFORMATION MAY NOT BE COPIED, TRANSFERRED, OR DISCLOSED, EXCEPT AS AUTHORIZED BY LONE STAR BLOWER.

DRAWING IS FOR REFERENCE ONLY  
UNLESS SPECIFIED AS RELEASED.

APPROVALS

DRAWN	JMC	06/04/2021
CHECK		
ENGINEER		
MANUFACTURING		
CONTROL		
APPROVED		



THIRD ANGLE PROJECTION		SIZE	CAGE CODE	DWG NUMBER	REV
		A	-	MAX100-C60~C100	0
TITLE		DT SERIES			
BLOWER		MAX100-C060~C100			
SCALE		SHEET 1 OF 1			